




Title: No title - Via Spalato – Truly Design
CAPuS project acronym: OBJ4
Date: 9th October 2018







COLLECTED SAMPLES	
N°	DESCRIPTION (Sampling area, type of sample¹, typology of material²)
01	OBJ4_1 – White (background) - fragment, painting material
02	OBJ4_2 – Red - fragment, stratigraphy
03	OBJ4_3 – Black - fragment, stratigraphy
04	OBJ4_4 – Black - scraped/fragment selective sample, painting material
05	OBJ4_5 – Red - scraped selective sample, painting material
06	OBJ4_6 – Orange-pink (faded red) - scraped selective sample, painting material
07	OBJ4_7 – Dark red - scraped selective sample, painting material
08	OBJ4_8 – Dark red - scraped selective sample, painting material
09	OBJ4_9 – White - fragment, stratigraphy
10	OBJ4_10 – White - scraped selective sample, painting material
11	OBJ4_11 – Black - scraped selective sample, painting material
12	OBJ4_12 – Black - scraped selective sample, painting material
NOTES:	



¹ Example: fragment / powder, aggregate (complete stratigraphy) / selective (single layer).



² Example: pictorial material / stone / biological material / overpainting



Sample n°: OBJ4_1		SAMPLING FORM	
Date: 9 th October 2018			
PICTURES OF THE SAMPLING POINT			
GENERAL		DETAIL	
			
SAMPLE AND SAMPLING AREA DESCRIPTION			
White pictorial layer from background, with part of previous underlying background, collected from lower portion of the Manara figure.			
AIM OF THE SAMPLING			
Analysis of the chemical composition of the painting material.			
PLANNED ANALYTICAL TECHNIQUES			
FTIR, Py-GC/MS			
COMMENTS			



Sample n°: OBJ4_2		SAMPLING FORM	
Date: 9 th October 2018			
PICTURES OF THE SAMPLING POINT			
GENERAL		DETAIL	
			
SAMPLE AND SAMPLING AREA DESCRIPTION			
Complete stratigraphy from support to surface.			
AIM OF THE SAMPLING			
Study of the stratigraphy.			
PLANNED ANALYTICAL TECHNIQUES			
OM, SEM			
COMMENTS			



Sample n°: OBJ4_3		SAMPLING FORM	
Date: 9 th October 2018			
PICTURES OF THE SAMPLING POINT			
GENERAL		DETAIL	
			
SAMPLE AND SAMPLING AREA DESCRIPTION			
Complete stratigraphy from support to surface.			
AIM OF THE SAMPLING			
Study of the stratigraphy.			
PLANNED ANALYTICAL TECHNIQUES			
OM, SEM			
COMMENTS			



Sample n°: OBJ4_4		SAMPLING FORM	
Date: 9 th October 2018			
PICTURES OF THE SAMPLING POINT			
GENERAL		DETAIL	
			
SAMPLE AND SAMPLING AREA DESCRIPTION			
Sample scraped from black glossy painting layer.			
AIM OF THE SAMPLING			
Analysis of the chemical composition of the painting material.			
PLANNED ANALYTICAL TECHNIQUES			
FTIR			
COMMENTS			



Sample n°: OBJ4_5		SAMPLING FORM	
Date: 9 th October 2018			
PICTURES OF THE SAMPLING POINT			
GENERAL		DETAIL	
			
SAMPLE AND SAMPLING AREA DESCRIPTION			
Fragment and salts scraped from red painting surface.			
AIM OF THE SAMPLING			
Analysis of the chemical composition of the painting material.			
PLANNED ANALYTICAL TECHNIQUES			
FTIR, XRD			
COMMENTS			



Sample n°: OBJ4_6		SAMPLING FORM	
Date: 9 th October 2018			
PICTURES OF THE SAMPLING POINT			
GENERAL		DETAIL	
			
SAMPLE AND SAMPLING AREA DESCRIPTION			
Sample scraped from orange-pink painting layer.			
AIM OF THE SAMPLING			
Analysis of the chemical composition of the painting material.			
PLANNED ANALYTICAL TECHNIQUES			
FTIR, Py-GC/MS			
COMMENTS			



Sample n°: OBJ4_7		SAMPLING FORM	
Date: 9 th October 2018			
PICTURES OF THE SAMPLING POINT			
GENERAL		DETAIL	
			
SAMPLE AND SAMPLING AREA DESCRIPTION			
Sample scraped from dark red painting layer.			
AIM OF THE SAMPLING			
Analysis of the chemical composition of the painting material.			
PLANNED ANALYTICAL TECHNIQUES			
FTIR			
COMMENTS			


Sample n°: OBJ4_8		SAMPLING FORM	
Date: 9 th October 2018			
PICTURES OF THE SAMPLING POINT			
GENERAL		DETAIL	
			
SAMPLE AND SAMPLING AREA DESCRIPTION			
Sample scraped from dark red painting layer.			
AIM OF THE SAMPLING			
Analysis of the chemical composition of the painting material.			
PLANNED ANALYTICAL TECHNIQUES			
FTIR, Py-GC/MS			
COMMENTS			

Sample n°: OBJ4_9		SAMPLING FORM	
Date: 9 th October 2018			
PICTURES OF THE SAMPLING POINT			
GENERAL		DETAIL	
			
SAMPLE AND SAMPLING AREA DESCRIPTION			
Complete stratigraphy from support to surface.			
AIM OF THE SAMPLING			
Study of the stratigraphy.			
PLANNED ANALYTICAL TECHNIQUES			
OM, SEM			
COMMENTS			

Sample n°: OBJ4_10		SAMPLING FORM	
Date: 9 th October 2018			
PICTURES OF THE SAMPLING POINT			
GENERAL		DETAIL	
			
SAMPLE AND SAMPLING AREA DESCRIPTION			
Sample scraped from white painting layer, collected from cigarette of Corto Maltese. This white layer appears different from the background color.			
AIM OF THE SAMPLING			
Analysis of the chemical composition of the painting material.			
PLANNED ANALYTICAL TECHNIQUES			
FTIR, Py-GC/MS			
COMMENTS			

Sample n°: OBJ4_11		SAMPLING FORM	
Date: 9 th October 2018			
PICTURES OF THE SAMPLING POINT			
GENERAL		DETAIL	
			
SAMPLE AND SAMPLING AREA DESCRIPTION			
Sample scraped from matte black pictorial layer.			
AIM OF THE SAMPLING			
Analysis of the chemical composition of the painting material.			
PLANNED ANALYTICAL TECHNIQUES			
FTIR			
COMMENTS			

Sample n°: OBJ4_12		SAMPLING FORM	
Date: 9 th October 2018			
PICTURES OF THE SAMPLING POINT			
GENERAL		DETAIL	
			
SAMPLE AND SAMPLING AREA DESCRIPTION			
Sample scraped from glossy black surface.			
AIM OF THE SAMPLING			
Analysis of the chemical composition of the painting material.			
PLANNED ANALYTICAL TECHNIQUES			
FTIR, Py-GC/MS			
COMMENTS			



This document was produced within the project ***Conservation of Art in Public Spaces (CAPuS)***.

Authors:

Moira Bertasa, Tommaso Poli, Chiara Riedo, Dominique Scalarone (University of Torino)

Arianna Scarcella, Michela Cardinali, Paola Croveri, Chiara Ricci (Fondazione Centro Conservazione e Restauro “La Venaria Reale”)



**Education, Audiovisual and
Culture Executive Agency**
Erasmus+: Higher Education-Knowledge
Alliances, Bologna Support, Jean Monnet

CAPuS project has received funding from the
European Commission, Programme Erasmus+
Knowledge Alliances 2017, Project N°
588082-EPP-A-2017-1-IT-EPPKA2-KA

The European Commission's support for the production of this publication does not constitute an endorsement of the contents, which reflect the views only of the authors, and the Commission cannot be held responsible for any use which may be made of the information contained therein.